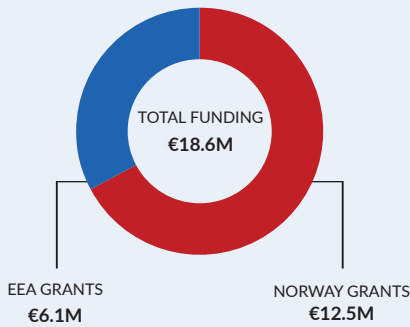


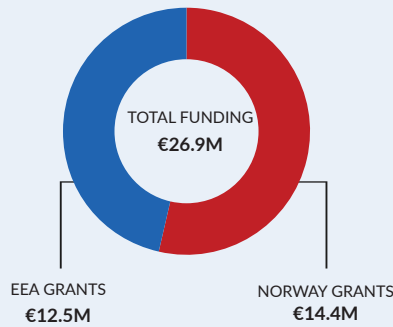


## ALLOCATION

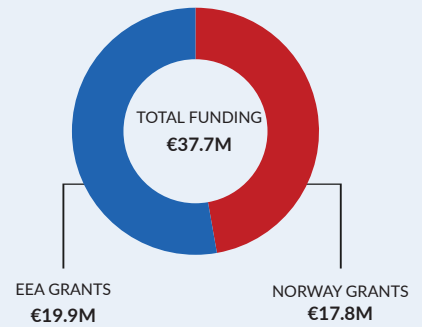
### 2004-2009



### 2009-2014



### 2014-2021



## PRIORITY AREAS

### 2009-2014

- ✓ Reducing health inequalities and improving mental health services
- ✓ Protecting biodiversity and improving environmental monitoring and control
- ✓ Increasing educational mobility between Slovenia and Iceland, Liechtenstein and Norway
- ✓ Promoting gender equality and work-life balance

### 2014-2021

- ✓ Enhancing competence among teachers, professors and other academic staff
- ✓ Promoting the transition of pupils from schools to the labour market
- ✓ Supporting climate change mitigation and adaptation, and the reduction of greenhouse gas emissions
- ✓ Increasing public awareness of climate change

## COUNTRY FACTS

	Slovenia	EU-27
GDP per capita in PPS (EU=100)	83	100
Economic growth (% change on previous year)	3.1	2.00
Unemployment rate (%)*	6.8	7.6*
Youth unemployment rate (%)*	11.7	16.8*
Public debt (% of GDP)	78.5	83.2
Gender pay gap (%)	7.8	16.3
At-risk-of-poverty rate (%)	18.4	23.5
Human development index **	11	(EU-27 ranking)
Corruption perception index*	13	(EU-27 ranking)

Sources: Eurostat/UNDP/Transparency International  
All data is from 2016, except where \* indicates 2017 and \*\* indicates 2015.  
All data is from EU-27, except where ~ indicates EU-28.

## 2009-2014 PERIOD

## PROGRAMMES UNDER THE EEA AND NORWAY GRANTS

\*Programme Operator ● NORWAY GRANTS ● EEA GRANTS

Programme	Partner(s)	Grant (€ million)	
Biodiversity and ecosystem services	-	1.9	●
Environmental monitoring and integrated planning and control	Norwegian Mapping Authority, National Land Survey of Iceland	2.0	●
NGO Fund	-	1.9	●
Public health initiatives	Norwegian Institute of Public Health	10.1	●
Gender equality and work-life balance	-	1.5	●
Cultural and natural heritage	Norwegian Directorate for Cultural Heritage, Arts Council Norway	4.9	●
Scholarships	Icelandic Centre for Research, Agency for International Education Affairs (Liechtenstein), Norwegian Centre for International Cooperation in Education	1.8	● ●
Decent work and tripartite dialogue	Innovation Norway*	0.1	●

## IMPLEMENTATION STATUS

Total funding (€M)

26.9

Disbursed\*

95.45%

No. of projects

129

No. of partnership projects\*\*

93 (72.1%)

\*The percentage is calculated based on the net allocations to the beneficiary country and reflects funding spent per 16.05.2018.

\*\*Projects with donor project partner including mobility projects in the scholarship programmes.

## 2014-2020 PERIOD

## PROGRAMMES UNDER THE EEA AND NORWAY GRANTS

\*Fund Operator ● NORWAY GRANTS ● EEA GRANTS

Programme	Partner(s)	Grant (€ million)	
Education, scholarships, apprenticeship and youth entrepreneurship	Norwegian Centre for International Cooperation in Education, National Agency for International Education Affairs (Liechtenstein)	13.5	● ●
Climate change mitigation, and adaptation	Norwegian Environment Agency	14.5	● ●
Civil Society	-	3.0	●
Social Dialogue – Decent Work	Innovation Norway*	0.18	● ●
Bilateral national fund- funding for developing bilateral cooperation and activities of bilateral interest with Iceland, Liechtenstein and Norway	-	0.75	● ●

## KEY FACTS

No. of Donor Programme Partners

4 — 1 Liechtenstein  
3 NorwayCooperation Agreements (MoUs) signed on  
17 April 2017<https://eeagrants.org/Results-data/Documents/Legal-documents/Memoranda-of-Understanding-with-beneficiary-countries/Slovenia>Read more about programmes and projects in Slovenia: [www.eeagrants.org/slovenia](http://www.eeagrants.org/slovenia)